

4 SEASONS

Minieffe

multi tool

MECHANICAL REDUCER
belt transmission



RUNNING SPEED




AMATEUR



Minieffe

	B&S 450 E series	B&S 625 EXi series	Euro 196.ohv	Euro R200.ohv	Honda GCV170
ENGINE	125 cc 1.8 kW Petrol	150 cc 2.3 kW Petrol	196 cc 3.8 kW Petrol	200 cc 3.5 kW Petrol	166 cc 3.6 kW Petrol
STARTER	recoil				
HANDLEBAR	vertically adjustable				
TRANSMISSION	endless screw in oil bath and belt				
GEARS	forward gear	forward gear, optional reverse gear	forward gear, optional reverse gear	forward gear, optional reverse gear	forward, reverse gear
PTO	vertical with belt				
SLOPE ENGINE	-				
STEERING SYSTEM	-				
DRIVE WHEELS	tyres, tractor profile 13x5,00-6" (minieffe one-gear) puncture-proof, tractor profile 13x6,00-6" (minieffe reverse)				
NET WEIGHT	36.5 kg	41 kg	41 kg	41 kg	40 kg
DIMENSIONS	65x105x100(h)				

	GR.WEIGHT	40.5-45-44 KG
	PACKAGING	80X59X57(H) CM
	PALLET	80X120X240(H) CM / Q* 8PCS



TOOL LEVER
sheet metal pressure
coupling with integrated
safety system



TRACTION LEVERS
belt forward and reverse
(optional)



HANDLEBAR
laterally adjustable



DRIVIN WHEELS
tractor profile
ver. mono - 13x5,00-6"
ver. reverse - 13x6,00-6"



AS STANDARD



ACCESSORY



PATENTED

4 SEASONS

Minieffe

multi tool

NEW

GRASSLAND MOWER PRO

*cannot be used with engine B&S450

OPERATION	single rotor with 4 pivoting knives
WORK WIDTH	53 cm
ADJUSTMENT	handlebar quick adjustment system, work height 5-8-10.5 cm
TRANSPORT WHEELS	skids
OTHER	-
NET WEIGHT	25 kg
DIMENSION	96x61.5x35(h) cm



 **G.WEIGHT 27 KG - PACKAGING 93.5X71.5X44.5(H) CM - PALLET 92X70X210(H) CM / Q* 5PCS**

GRASSLAND MOWER CLASSIC

*cannot be used with B&S450 engine

OPERATION	single blade
WORK WIDTH	53 cm
ADJUSTMENTS	adjustable work height 5-8-10.5 cm
TRANSPORT WHEELS	skids
OTHER	-
NET WEIGHT	22 kg
DIMENSION	61.5x95x35(h) cm





 **G.WEIGHT 25.5 KG - PACKAGING 93.5X71.5X44.5(H) CM - PALLET 92X70X210(H) CM / Q* 5PCS**

BRUSH CUTTER

*cannot be used with engine B&S450


OPERATION	self-winding head wire Ø3 mm with 4 outputs (20-35mm) capacity: 2 x 7m rolls
WORK WIDTH	60 cm
ADJUSTMENTS	- plate inclination 0-6° - lateral to fixed positions: 0° - 15° - 30° - 45°
TRANSPORT WHEELS	-
OTHER	- handlebar control for wire extension - protective walls
NET WEIGHT	23 kg
DIMENSION	86x62x39(h) cm

 **G. WEIGHT 26 KG - PACKAGING 73X71X42(H) CM - PALLET 80X120X225(H) CM / Q* 5PCS**



CUTTING BAR

OPERATION	 single-blade movement fixed lower blade oscillating upper blade
WORK WIDTH	87 cm
ADJUSTMENTS	cutting height 2.5 <-> 5.0 cm
TRANSPORT WHEELS	-
OTHER	self-greasing head
NET WEIGHT	18 kg
DIMENSION	53x93x30(h) cm

 **G. WEIGHT 18 KG - PACKAGING 40X88X28(H) CM - PALLET 90X120X202(H) CM - Q* 18PCS**



4 SEASONS


Minieffe

multi tool

ROTARY SCYTHE

*cannot be used with B&S450 engine


OPERATION	4 retractable pivoting blades
WORK WIDTH	57 cm
ADJUSTMENTS	fixed cutting height at 3.2 cm
TRANSPORT WHEELS	-
OTHER	rake kit (optional)
NET WEIGHT	25 kg
DIMENSION	76x64x45(h) cm

 G. WEIGHT 27 KG - PACKAGING 70X60X37(H) CM - PALLET 80X120X197(H) CM / Q* 10PCS



SNOW BLADE

OPERATION	adjustable blade with front attachment
WORK WIDTH	29 cm
ADJUSTMENTS	- height 0-2 cm - lateral $\pm 30^\circ$
TRANSPORT WHEELS	-
OTHER	shock-proof rubber
NET WEIGHT	18 kg
DIMENSION	85x93x96(h) cm

 G. WEIGHT 20 KG - PACKAGING 88X31X47(H) CM - PALLET 90X120X196(H) CM - Q* 16PCS



BRUSH

OPERATION	horizontal brush Ø30 cm polypropylene
WORK WIDTH	105 cm
ADJUSTMENTS	lateral ±25°
TRANSPORT WHEELS	-
OTHER	-
NET WEIGHT	36 kg
DIMENSION	86x105x100(h) cm



SIDE ADJUSTABLE BRUSH



 G. WEIGHT 40 KG - PACKAGING 108X64X43(H) CM -PALLET 120X80X237(H) CM -Q* 5PCS

COLLECTION BRUSH

OPERATION	horizontal brush Ø30 cm polypropylene
WORK WIDTH	88 cm
ADJUSTMENTS	lateral ±25°
TRANSPORT WHEELS	rubber pivoting
OTHER	removable holder
NET WEIGHT	40 kg
DIMENSION	128x87x101(h) cm



REMOVABLE HOLDER



 G. WEIGHT 46 KG - PACKAGING 100X87X44(H) CM -PALLET 120X90X240(H) CM -Q* 5PCS